



## Portfolio Snapshot

Starlight Capital's Portfolio Snapshot provides investors with transparent understanding of the monthly dynamics in your investment portfolio. This document records monthly shifts, equipping you with the tools for a well-informed and confident investment journey.

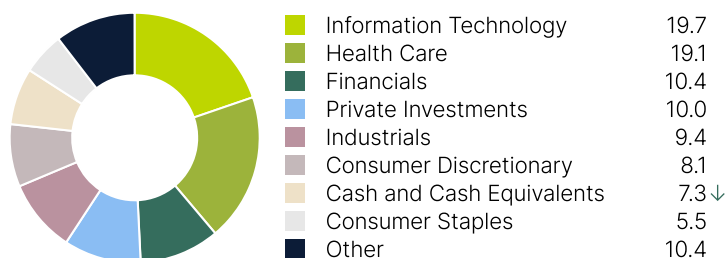
### Asset Allocation (%)



### Geographic Allocation (%)



### Sector Allocation (%)



### Top 25 Holdings

Issuer/Underlying Fund	% of NAV
Cash and Cash Equivalents	7.3 ↓
Starlight Global Growth Fund, Series I	4.6
Starlight Global Private Equity Pool, Series I	3.9
Amazon.com, Inc.	3.4
Starlight Private Global Real Estate Pool, Series I	3.4
Alphabet Inc.	3.2
Colliers International Group Inc.	3.0
Cencora, Inc.	2.9
Mastercard Incorporated	2.7
Visa Inc.	2.7
DexCom, Inc.	2.6
The TJX Companies, Inc.	2.6
Boston Scientific Corporation	2.5
Mettler-Toledo International Inc.	2.5
Costco Wholesale Corporation	2.4
HCA Healthcare, Inc.	2.3
Fortinet, Inc.	2.2
Starlight Private Global Infrastructure Pool, Series I	2.2
Broadcom Inc.	2.2
Microsoft Corporation	2.1
Booking Holdings Inc.	2.1 ↑
Intuitive Surgical, Inc.	2.1
GFL Environmental Inc.	2.0
Accenture Public Limited Company	2.0
STERIS plc	1.9

**Total % of NAV** **70.8**

**Total NAV of the Fund** **\$33,983,400**



REFINITIV LIPPER  
FUND AWARDS  
2020 WINNER  
CANADA



REFINITIV LIPPER  
FUND AWARDS  
2022 WINNER  
CANADA

**FUNDGRADE A<sup>+</sup>**  
ACHIEVED FOR THE YEAR 2023

↑/↓ indicates increase/decrease in geography from previous month of > 3.0%, sectors from previous month > 2.0% and holding from previous month of > 0.5%.

Commissions, trailing commissions, management fees and expenses all may be associated with investment funds. Investment funds are not guaranteed, their values change frequently, and past performance may not be repeated. The information contained herein is not an offer to sell nor a solicitation to buy any security. Such an offer can only be made by prospectus or other applicable offering document. Please read the prospectus or other applicable offering document before investing. Investors should consult with their advisors prior to investing. There are ongoing fees and expenses associated with owning units of an investment fund. An investment fund must prepare disclosure documents that contain key information about the fund. You can find more detailed information about the fund in these documents.

The FundGrade A<sup>+</sup> rating is used with permission from Fundata Canada Inc., all rights reserved. Fundata is a leading provider of market and investment funds data to the Canadian financial services industry and business media. The Fund-Grade A<sup>+</sup> rating identifies funds that have consistently demonstrated the best risk-adjusted returns throughout an entire calendar year. For more information on the rating system, please visit: [www.Fundata.com/ProductsServices/FundGrade.aspx](http://www.Fundata.com/ProductsServices/FundGrade.aspx).

Refinitiv Lipper Fund Awards Canada 2020 Winner, Starlight Dividend Growth Class (Series A), Best Canadian Dividend & Income Equity Fund Over 3 Years.  
Refinitiv Lipper Fund Awards Canada 2021 Winner, Starlight Dividend Growth Class (Series F), Best Canadian Dividend & Income Equity Fund Over 5 Years.

The Refinitiv Lipper Fund Awards are based on the Lipper Leader for Consistent Return rating, which is a risk-adjusted performance measure calculated over 36, 60 and 120 months. Lipper Leaders fund ratings do not constitute and are not intended to constitute investment advice or an offer to sell or the solicitation of an offer to buy any security of any entity in any jurisdiction. For more information, see [lipperfundawards.com](http://lipperfundawards.com).

Starlight, Starlight Investments, Starlight Capital and all other related Starlight logos are trademarks of Starlight Group Property Holdings Inc.